

# Financial Highlights

Since VIMS' 75th anniversary in 2015, we have continued to expand our impact — for the Bay, the Commonwealth, and the world — thanks to an exceptionally strong base of financial support.

Public sector support includes steady investment from the federal government through competitive grants and contracts, reflecting the preeminence of our scientific research and educational programs. The increase in Virginia state funding is a powerful vote of confidence in our advisory services. State capital investments have enabled us to launch our new flagship, the R/V *Virginia*, and to engage in significant campus expansion.

We have also seen unprecedented success in private fundraising. Private support is an essential complement to public funding, allowing us to open up new areas of scientific inquiry and be on the cutting edge of advances in technology.

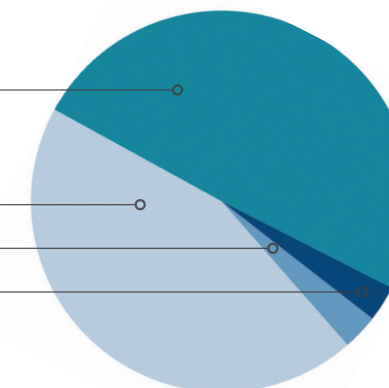
As we celebrate the completion of the *For the Bold* campaign, we thank all of our supporters for their extraordinary generosity.

We have continued to expand our impact worldwide thanks to exceptionally strong financial support.

## VIMS FINANCIAL OVERVIEW

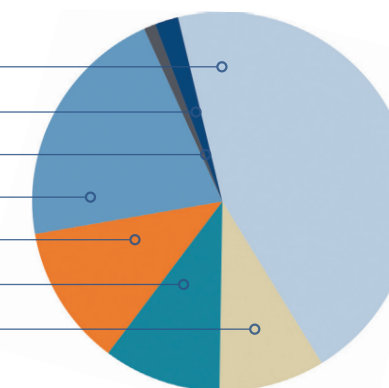
### OPERATING REVENUE FY 2019

<b>49%</b> General Funds	\$23,241,488
<b>Nongeneral Funds</b>	
<b>44%</b> Sponsored Programs	\$20,947,892
<b>4%</b> Tuition and Other Funds	\$1,783,559
<b>3%</b> Private Funds	\$1,307,864
<b>Total Revenue</b>	<b>\$47,280,803</b>



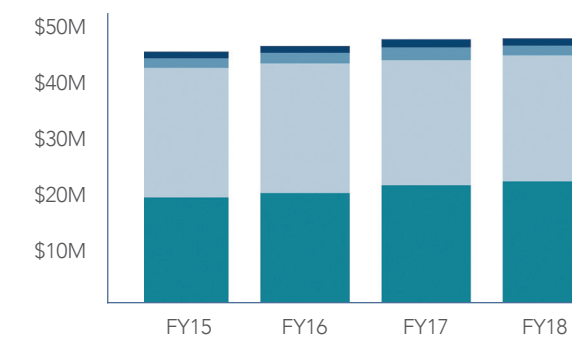
### OPERATING EXPENDITURES FY 2019

<b>45%</b> Sponsored Programs	\$20,947,892
<b>2%</b> Instruction	\$1,060,187
<b>1%</b> Student Financial Assistance	\$535,825
<b>21%</b> Research and Advisory Services	\$10,025,849
<b>12%</b> Academic Support	\$5,590,542
<b>10%</b> Plant Operations	\$4,695,383
<b>9%</b> Institutional Support	\$4,202,676
<b>Total Expenditures</b>	<b>\$47,058,354</b>



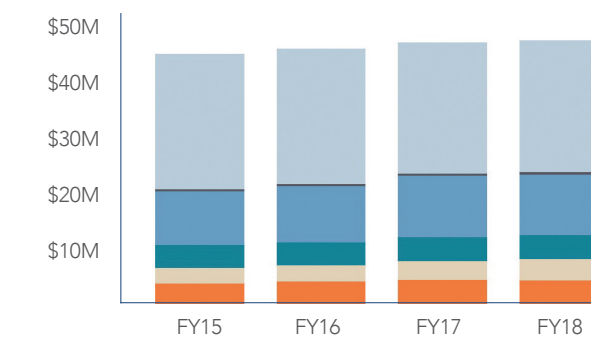
**CAPITAL EXPENDITURES FY15-FY19 \$33,218,299**

### REVENUE FY15-FY18



General Funds | Sponsored Programs  
Tuition and Other Funds | Private Funds

### EXPENDITURES FY15-FY18



Instruction | Research and Advisory Services | Sponsored Programs  
Academic Support | Institutional Support | Plant Operations  
Student Financial Assistance

## VIMS FOUNDATION

Established in 2000, the VIMS Foundation oversees the philanthropic assets supporting VIMS. Its endowments are invested by the William & Mary Investment Trust (WAMIT). The WAMIT portfolio is managed by the W&M Foundation's Investments Committee and a professional staff.

### STATEMENT OF VIMS FOUNDATION FINANCIAL POSITION

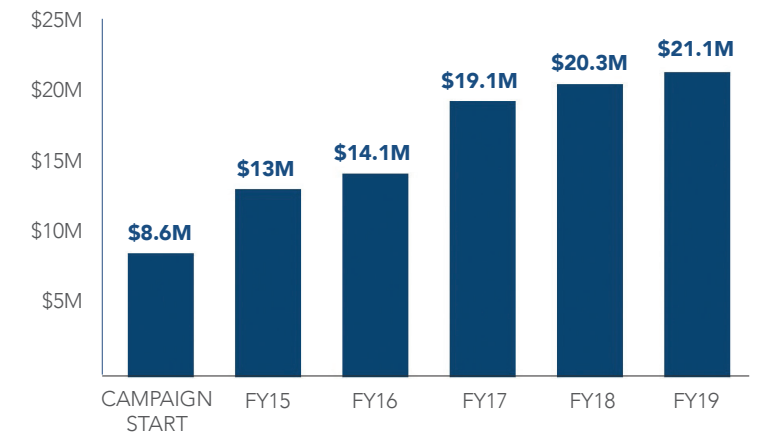
Year Ending JUNE 30, 2019 (Audited)

ASSETS	
Current Assets	
Cash and cash equivalents	\$538,590
Pledges receivable	\$237,455
Total current assets	\$776,045
Investment in the W&M Investment Trust	\$15,926,985
Other Assets	
Restricted cash	\$643,908
Pledges receivable, net	\$3,787,543
Total other assets	\$4,431,451
<b>Total assets</b>	<b>\$21,134,481</b>
LIABILITIES AND NET ASSETS	
Liabilities	\$0
Net Assets	
Without donor restrictions	\$2,129,337
With donor restrictions	\$19,005,144
Total net assets	\$21,134,481
<b>Total liabilities and net assets</b>	<b>\$21,134,481</b>

### GROWTH IN FOUNDATION ASSETS

# 145%

INCREASE IN FOUNDATION ASSETS  
SINCE THE START OF THE CAMPAIGN



### STATEMENT OF VIMS FOUNDATION ACTIVITIES

Year Ending JUNE 30, 2019 (Audited)

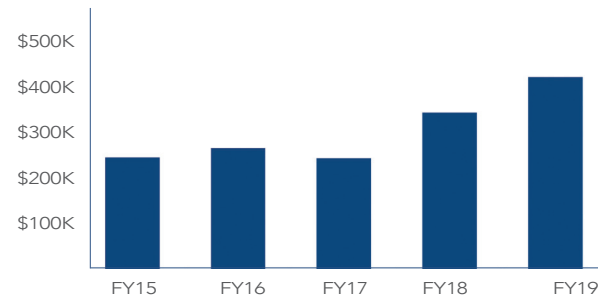
	WITHOUT DONOR RESTRICTIONS	WITH DONOR RESTRICTIONS	TOTAL
Revenue, Gains and Other Support			
Contributions			
Cash	\$416,675	\$723,171	\$1,139,846
Noncash	\$238,082	-	\$238,082
Net Investment Income	\$244,654	\$573,540	\$818,194
	\$899,411	\$1,296,711	\$2,196,122
Net Assets Released From Restrictions	\$659,229	(\$659,229)	
<b>Total Revenue, Gains and Other Support</b>	<b>\$1,558,640</b>	<b>\$637,482</b>	<b>\$2,196,122</b>
Expenses			
Program	\$842,084	-	\$842,084
Management and General	\$292,779	-	\$292,779
Fundraising	\$221,996	-	\$221,996
<b>Total Expenses</b>	<b>\$1,356,859</b>	<b>-</b>	<b>\$1,356,859</b>
<b>Change in Net Assets</b>	<b>\$201,781</b>	<b>\$637,482</b>	<b>\$839,263</b>
Net Assets			
Beginning	\$1,927,556	\$18,367,662	\$20,295,218
<b>Ending</b>	<b>\$2,129,337</b>	<b>\$19,005,144</b>	<b>\$21,134,481</b>

## IMPACT BY THE NUMBERS

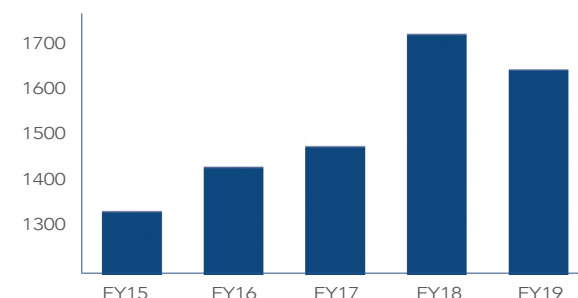
### VIMS IMPACT FUND

Unrestricted annual giving provides us with the greatest flexibility in responding to current needs. Every donor makes an impact, and every gift matters.

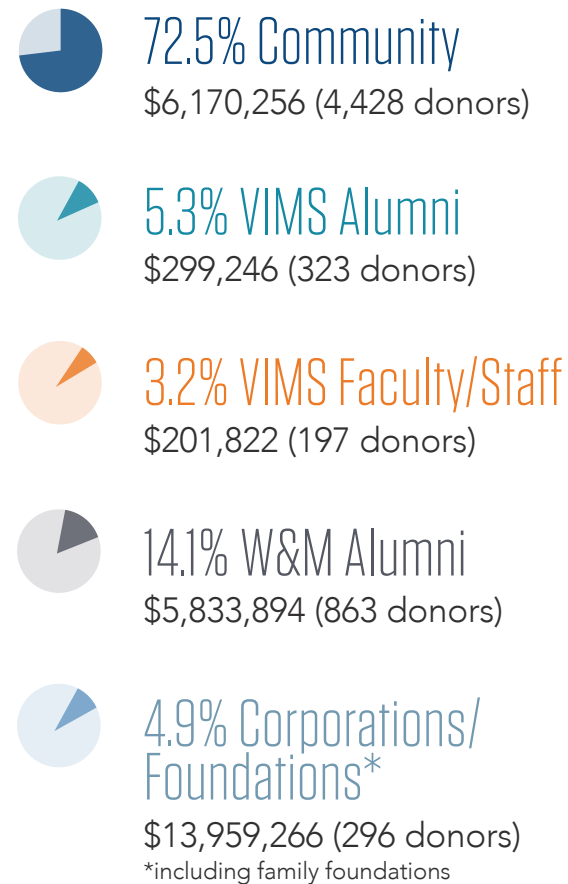
IMPACT FUND CHANGE IN DONATIONS OVER TIME



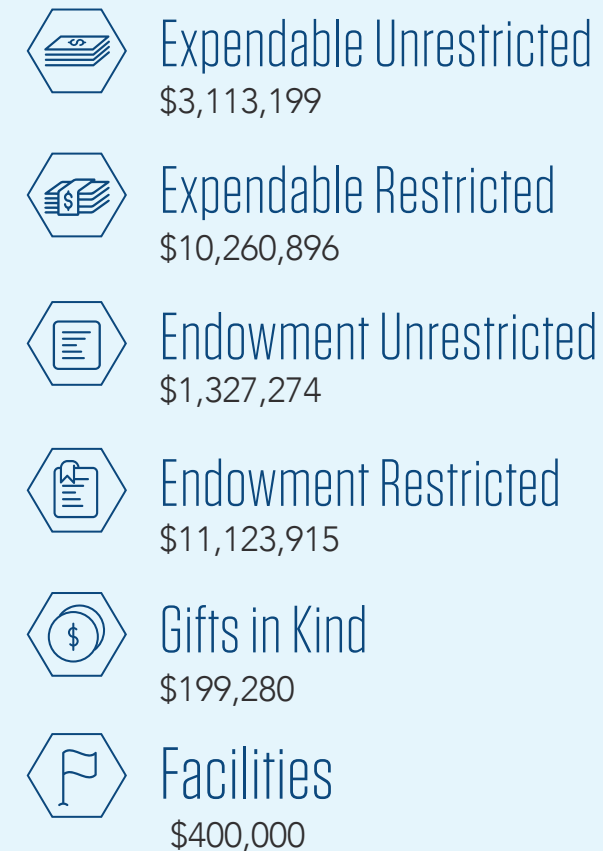
IMPACT FUND CHANGE IN DONORS OVER TIME



### CAMPAIGN GIFTS BY KIND



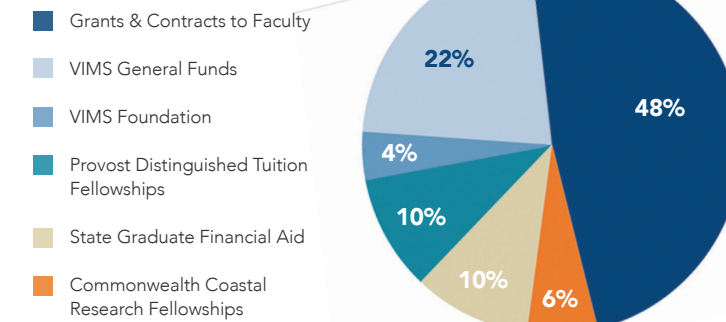
### CAMPAIGN GIFTS BY PURPOSE



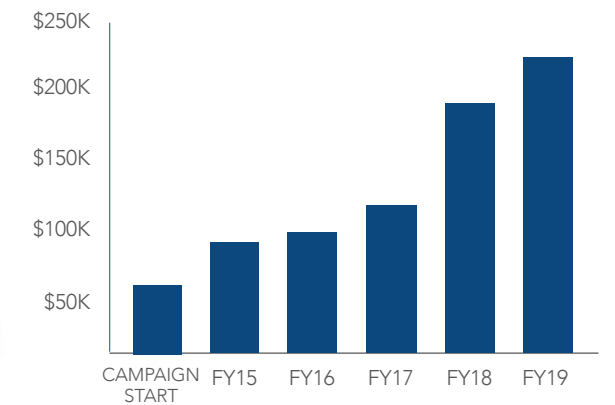
## GRADUATE STUDENT SUPPORT

SOURCES OF GRADUATE STUDENT SUPPORT FY19

TOTAL SUPPORT: \$3.34M



FOUNDATION TOTAL FELLOWSHIP EXPENDITURES



## GRANTS AND CONTRACTS

GRANT AND CONTRACT EXPENDITURES BY AGENCY FY19

45%	NOAA	\$8,796,366
3%	NIH	\$538,028
13%	NSF	\$2,628,941
5%	Foundation/Non-Profits	\$533,657
6%	Private Companies	\$1,385,696
>1%	Virginia Localities	\$50,430
>1%	Non-Virginia State Agencies	\$187,473
>1%	Dept of Homeland Security	\$9,212
8%	Commonwealth of Virginia	\$1,491,347
>1%	International Organizations	\$80,102
1%	Dept of Energy	\$272,680
1%	Dept of Agriculture	\$276,346
1%	DoD	\$299,707
5%	EPA	\$1,018,020
9%	Dept of Interior	\$1,746,499
2%	NASA	\$378,460

Total Expenditures **\$19,692,964**

**321** BETWEEN FY15 AND FY19, THE TOTAL NUMBER OF ACTIVE GRANTS FUNDING RESEARCH AT VIMS AVERAGED 321 ANNUALLY.